

How to Renew Library Materials

Mobile Friendly Version

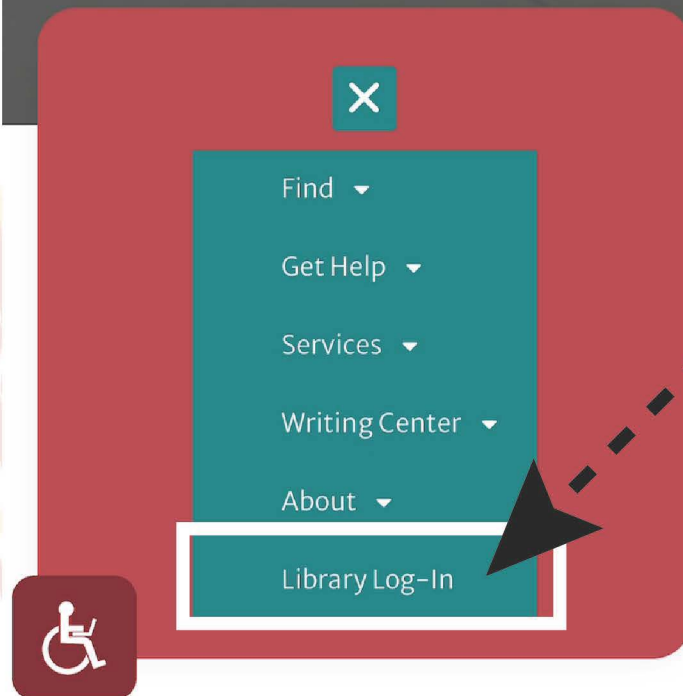
1. Click the Accordian Symbol



How to Log In to Your DMU Library Account Mobile Friendly Version

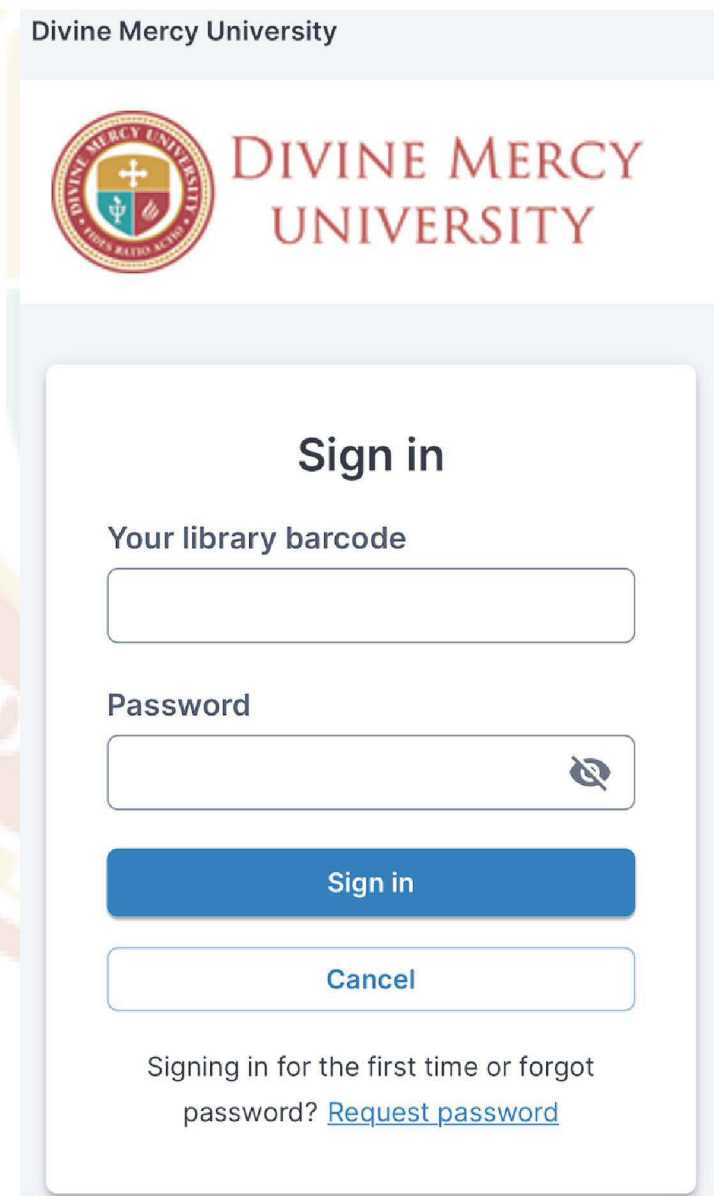
2. Click "Library Log In"

resources and services: an effective academic and educational environment; the educational, training, and research needs of the DMU educational community; and the attainment of information literacy for lifelong learning.




How to Log In to Your DMU Library Account Mobile Friendly Version

3. Enter Your Barcode and Password



The screenshot shows the mobile login interface for Divine Mercy University. At the top, it says "Divine Mercy University" in a light blue header. Below that is the university's logo, which is a circular seal with a cross and other symbols, and the text "DIVINE MERCY UNIVERSITY" in red. The main content area is titled "Sign in" in bold black text. Below the title are two input fields: "Your library barcode" and "Password". The "Password" field has a small eye icon to its right. Below the input fields are two buttons: a blue "Sign in" button and a white "Cancel" button with a blue border. At the bottom, there is a link that says "Signing in for the first time or forgot password? [Request password](#)".


Divine Mercy University

 DIVINE MERCY UNIVERSITY

Sign in

Your library barcode

Password

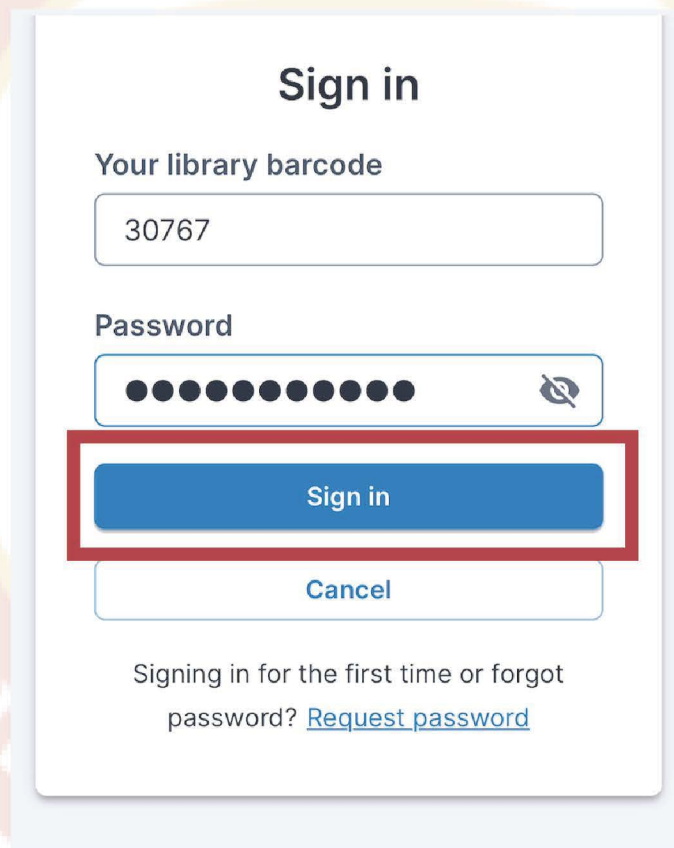
Sign in

Cancel

Signing in for the first time or forgot password? [Request password](#)

How to Log In to Your DMU Library Account Mobile Friendly Version


4. Click "Sign In"



Sign in

Your library barcode

Password

Sign in

Cancel

Signing in for the first time or forgot password? [Request password](#)



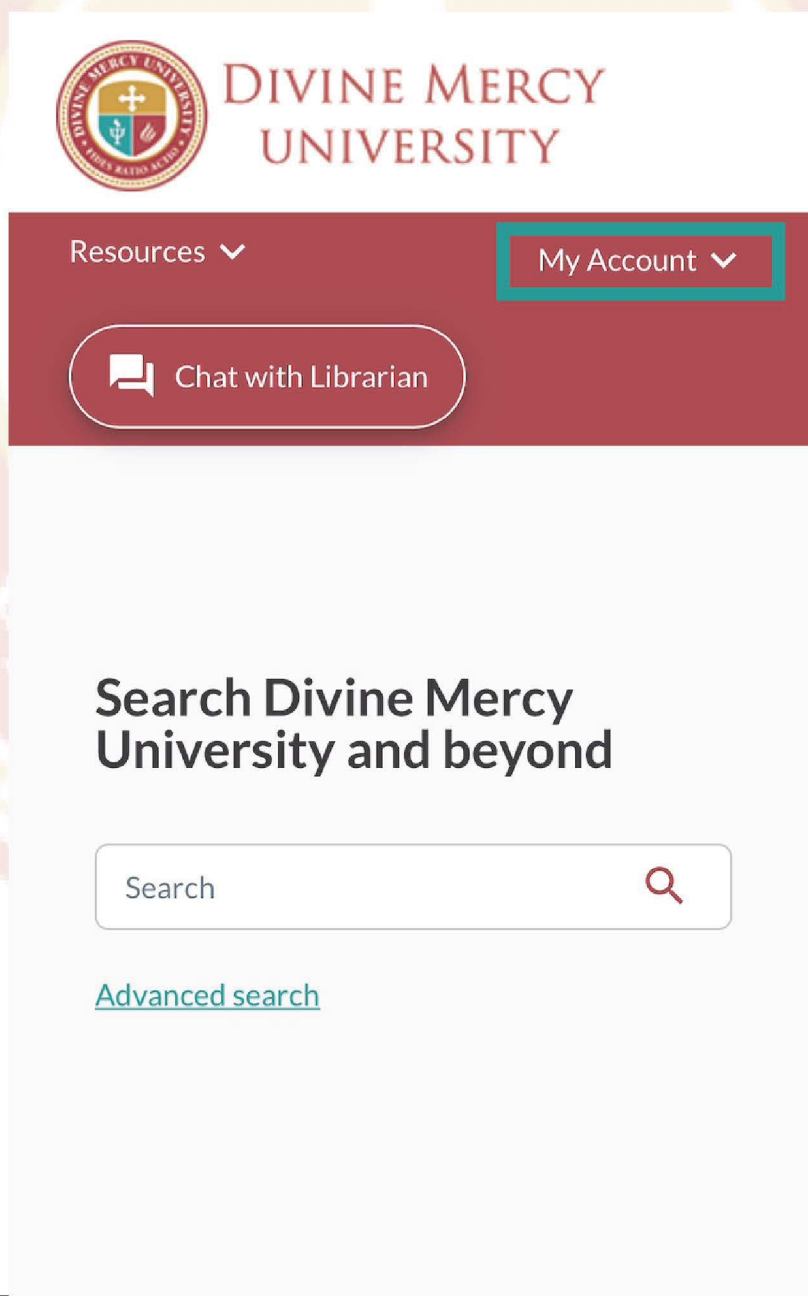
© 2025 OCLC

[Domestic and international trademarks and/or service marks of OCLC, Inc. and its affiliates.](#)

[Legal notices](#)

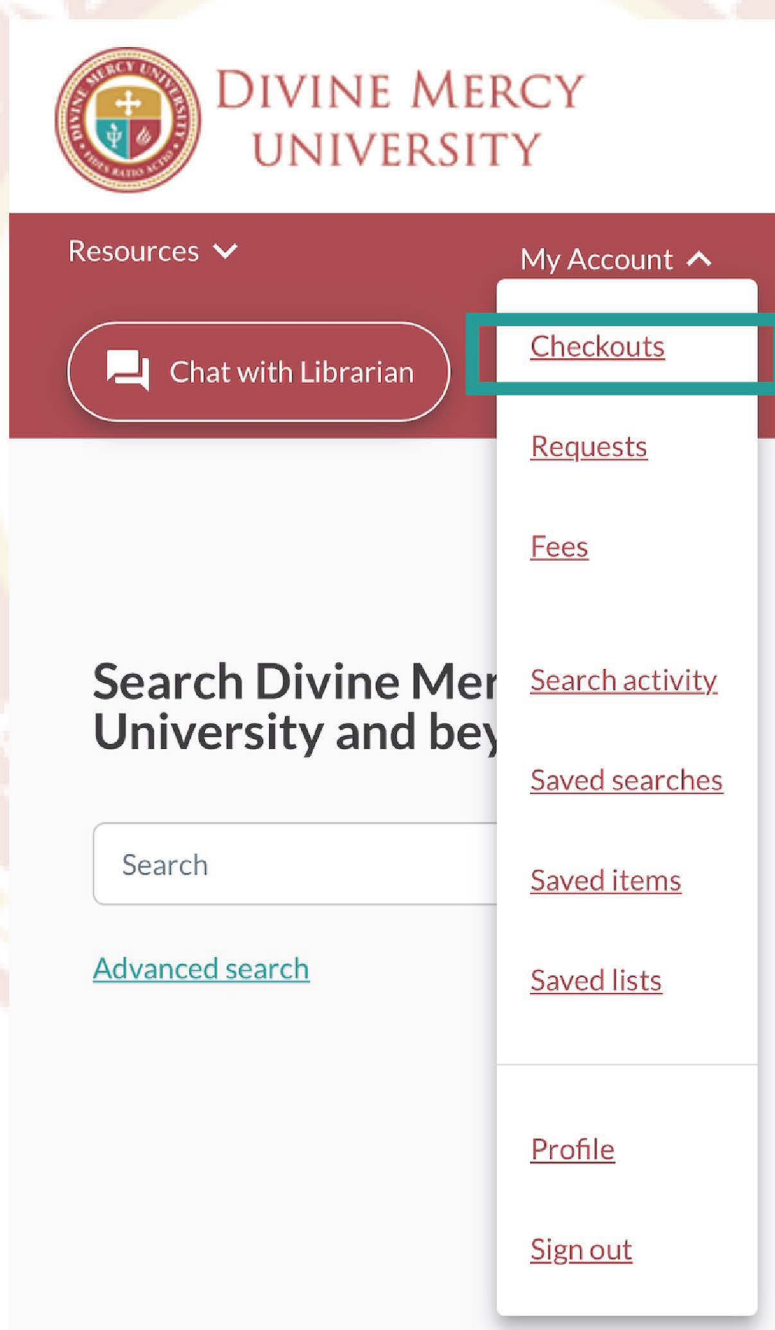
How to Log In to Your DMU Library Account Mobile Friendly Version

5. Click "My Account"



How to Log In to Your DMU Library Account Mobile Friendly Version

6. Click "Checkouts"



The screenshot shows the Divine Mercy University library mobile app interface. At the top, the university's logo and name are displayed. Below this, there are two main navigation sections: "Resources" and "My Account". The "My Account" section is expanded, showing a list of options: "Checkouts", "Requests", "Fees", "Search activity", "Saved searches", "Saved items", "Saved lists", "Profile", and "Sign out". The "Checkouts" option is highlighted with a red box, and a red arrow points to it from the right. Below the navigation sections, there is a search bar with the text "Search Divine Mercy University and beyond" and a search input field. The background of the app features a large, faint watermark of the university's seal.

DIVINE MERCY UNIVERSITY

Resources ▾

My Account ▲

Chat with Librarian

Checkouts

Requests

Fees

Search activity

Saved searches

Saved items

Saved lists

Profile

Sign out

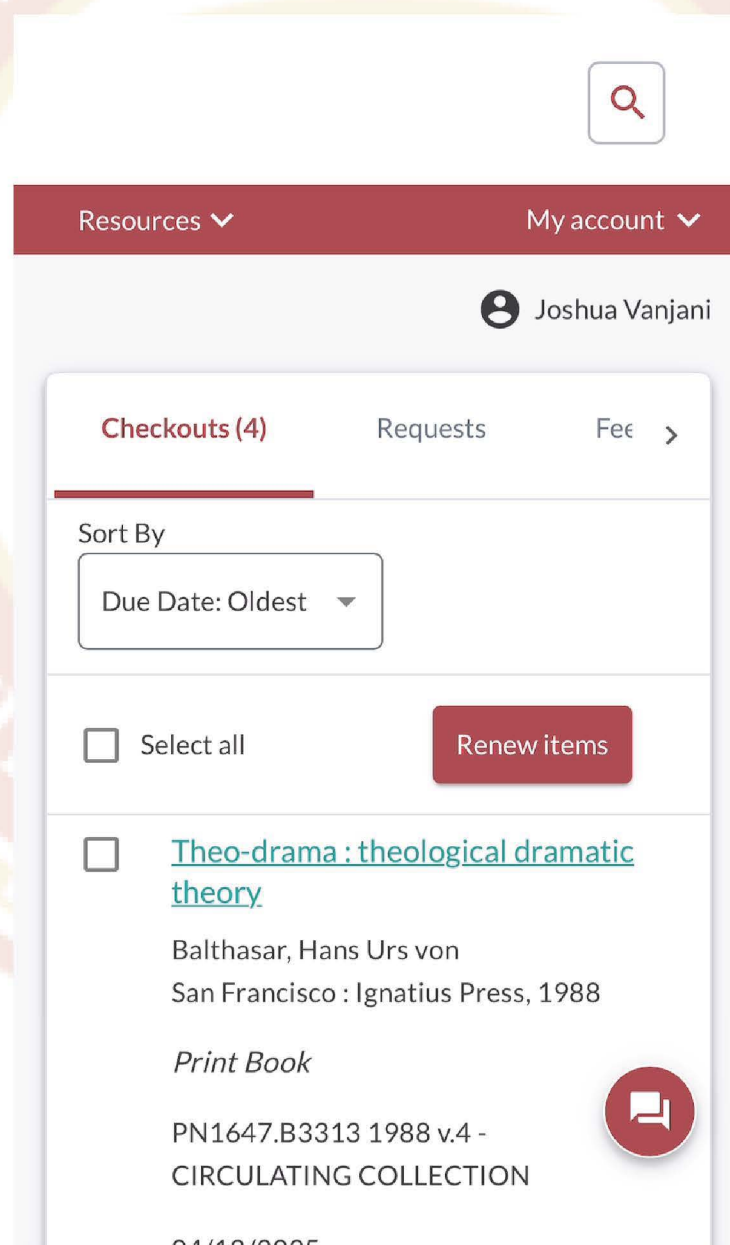
Search Divine Mercy University and beyond

Search

[Advanced search](#)

How to Log In to Your DMU Library Account Mobile Friendly Version

7. You Will See a list of items checked out



How to Log In to Your DMU Library Account Mobile Friendly Version

8.

Click the Box Next to
Items You Wish to
Renew; then
click "Renew Items"

The screenshot displays a mobile library interface. At the top, there is a dropdown menu for 'Due Date: Oldest'. Below this, there is a 'Select all' option with a minus sign icon and a red 'Renew items' button. A red dashed arrow points from the 'Renew items' button to the right. Below the button, there is a list of items. The first item is 'Theo-drama : theological dramatic theory' by Balthasar, Hans Urs von, published in San Francisco by Ignatius Press in 1988. It is a 'Print Book' with call number PN1647.B3313 1988 v.4 - CIRCULATING COLLECTION, due on 04/12/2025 by 11:59 PM, and due in 2 days. The second item is 'The collected dialogues of Plato, including the letters' by Plato, published in 1961. It is a 'Print Book' with call number B358 .C57 - CIRCULATING COLLECTION. A red dashed arrow points from the left to the checkbox next to this second item. A red dashed arrow also points from the right to the 'Renew items' button.

Due Date: Oldest

Select all

Renew items

[Theo-drama : theological dramatic theory](#)

Balthasar, Hans Urs von
San Francisco : Ignatius Press, 1988

Print Book

PN1647.B3313 1988 v.4 -
CIRCULATING COLLECTION

04/12/2025
by 11:59 PM

Due in 2 days.

[The collected dialogues of Plato, including the letters](#)

Plato
1961

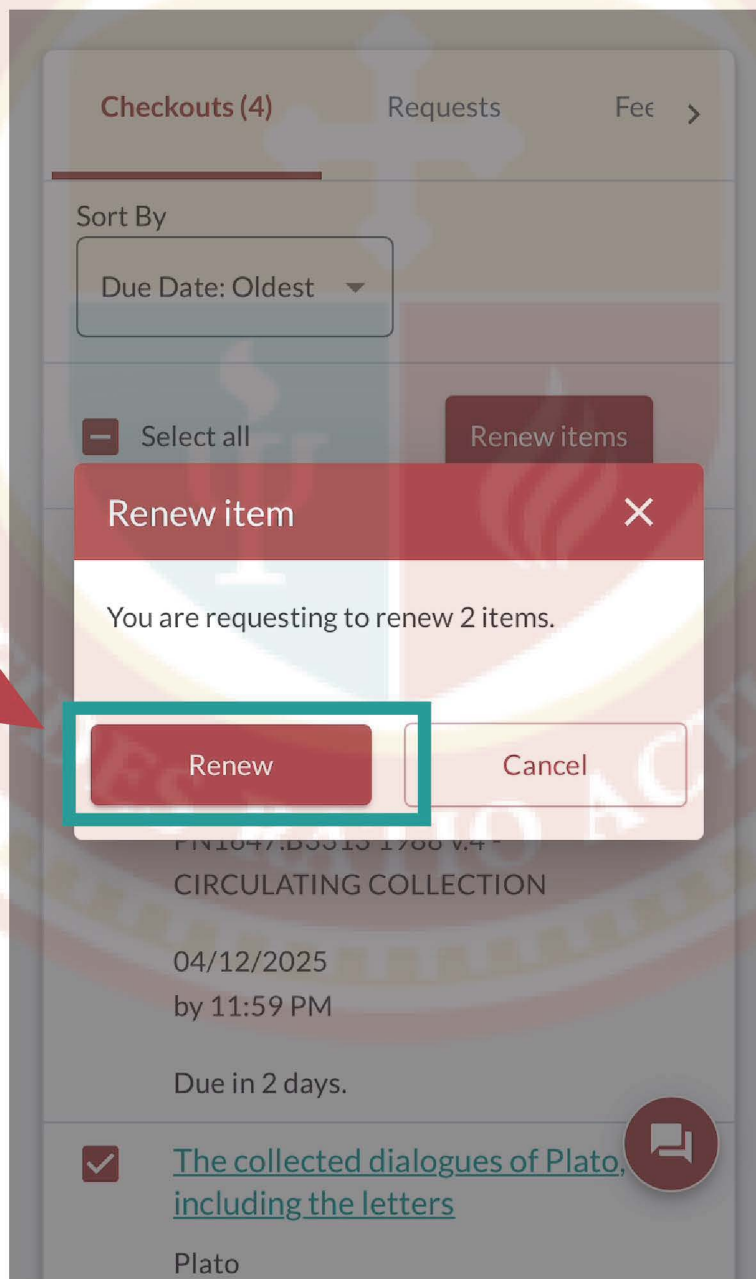
Print Book

B358 .C57 - CIRCULATING
COLLECTION

How to Renew Library Materials

Mobile Friendly Version

9. Click "Renew"



How to Renew Library Materials

Mobile Friendly Version

10.

Congratulations!
You've renewed
your items!

The screenshot displays a library app interface with a notification banner at the bottom. The notification, highlighted with a teal border, reads "Renewed successfully" with a checkmark icon, a "Details" link, and a close "X" icon. Below the notification, a list of items is shown. The first item is "Writings, 1902-1910" by James, William, with a checkbox to its left. The second item is "The Art of Existential Counseling" by Van Kaam, Adrian, also with a checkbox. The interface includes a "Checkouts (4)" header, a "Sort By" dropdown menu set to "Due Date: Oldest", a "Select all" checkbox, and a red "Renew items" button. A red speech bubble icon is visible in the bottom right corner.

Checkouts (4) Requests Fee >

Sort By

Due Date: Oldest ▾

Select all Renew items

[Writings, 1902-1910](#)

James, William
New York, N.Y. : Distributed to the trade in the U.S. and Canada by Viking, 1987

Print Book

B945 .J21 1987 - CIRCULATING COLLECTION

Renewed successfully Details ×

Due in 2 days.

The Art of Existential Counseling

Van Kaam, Adrian